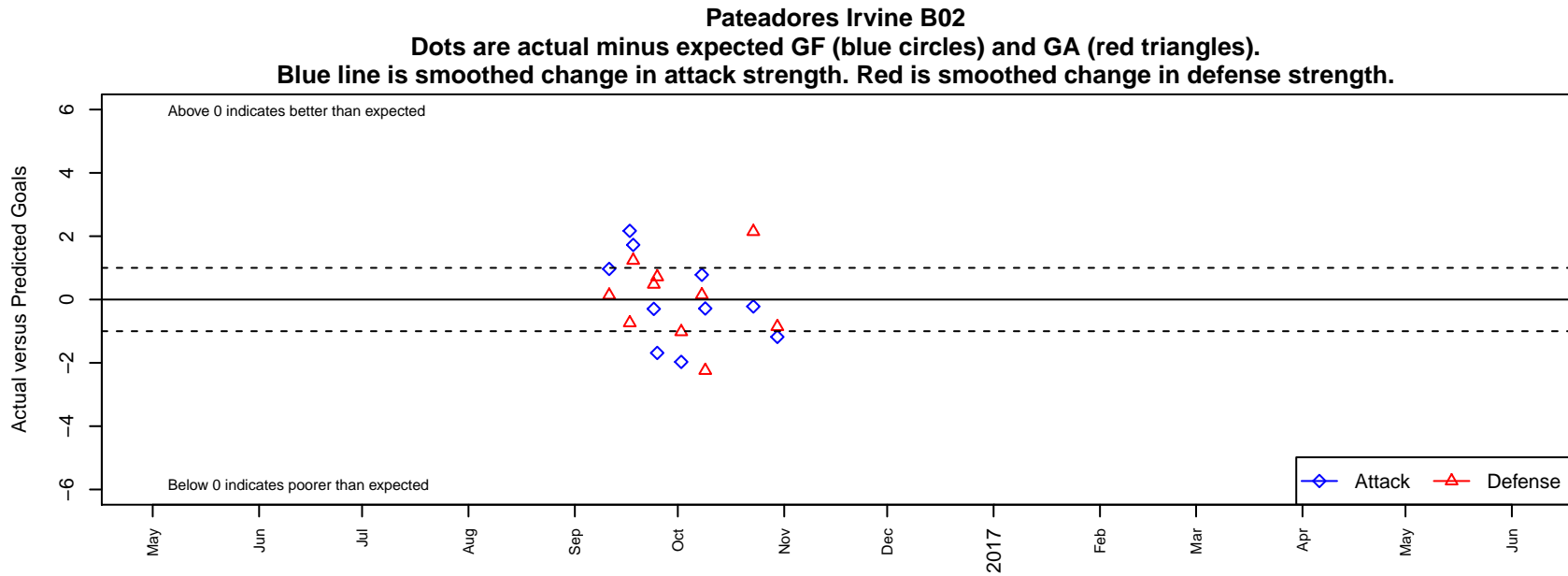


Pateadores Irvine B02

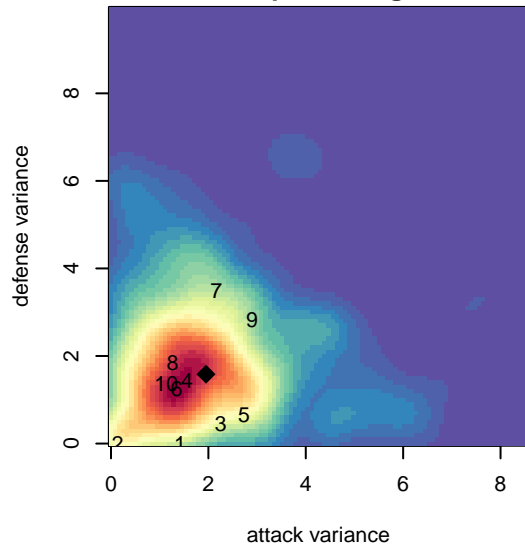
, CAS
B02 total strength=1412
attack=13.48 defense=5.17
fall league = SCDL FI1 U15
notes= Forey

alt names used:
Pateadores – Irvine B2002*

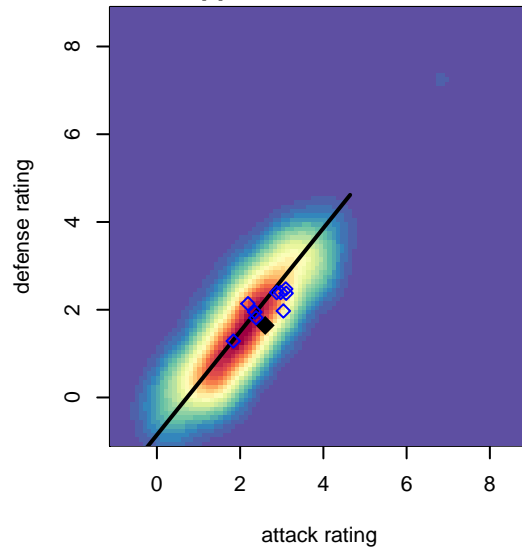
Venues played:
2016 SCDL FI1 U15



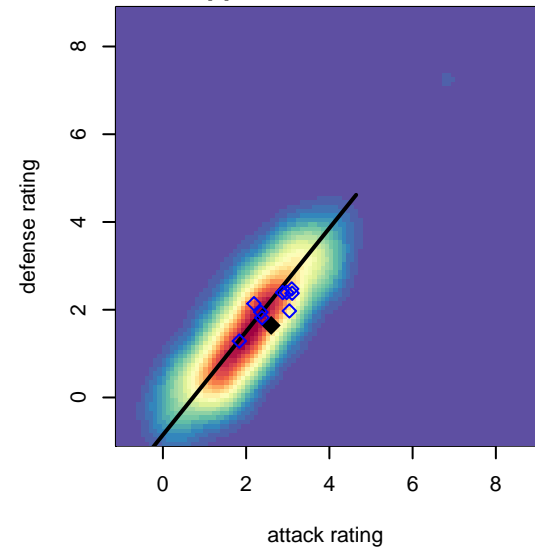
**attack and defense variance (black dot)
relative to other teams
and top 10 in region**



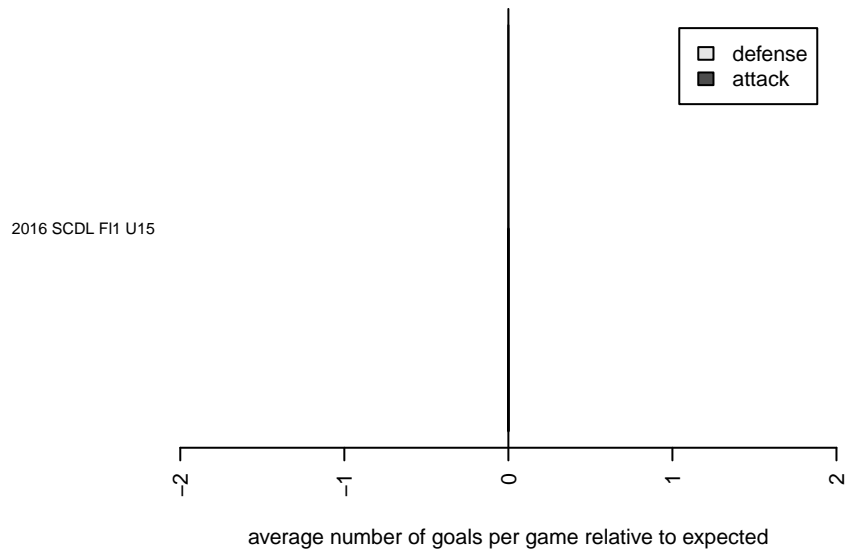
**attack and defense rating
relative to others at age
and all opponents in last 13 months**



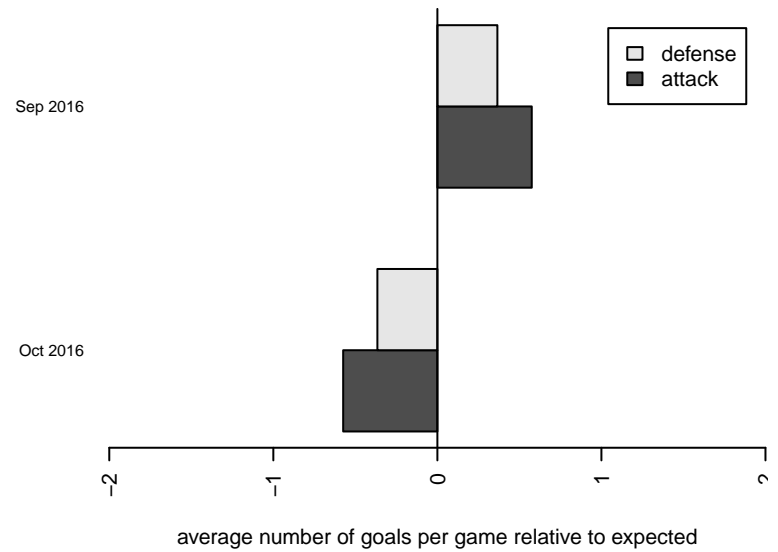
**attack and defense rating
relative to others at age
and all opponents in last 13 months**



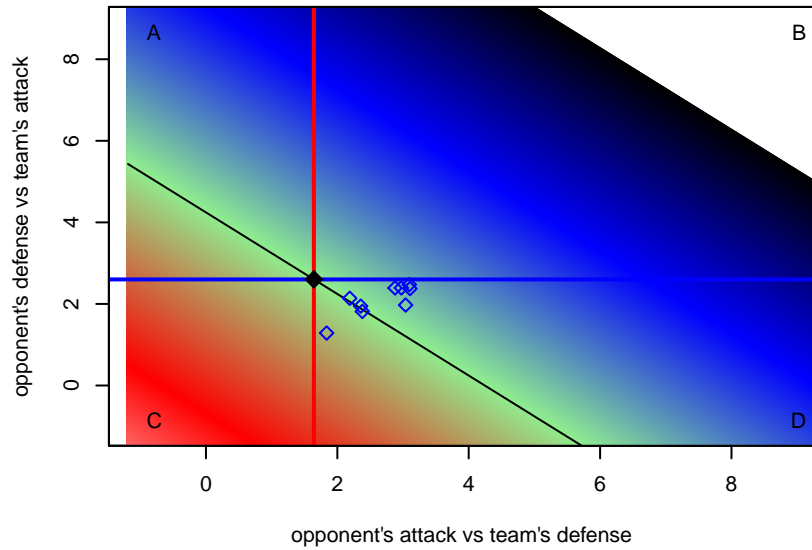
Performance relative to 13 month average



Performance relative to 13 month average



Distribution of opponents
 Red = Lose zone, Blue = Win zone, Green = Even
 Black line separates win/lose zones



lot. A=Neither has attack advantage, B=Opponent has both attack and defense advantage, C=Opponent has both attack and defense disadvantage, D=Both have

date	home		away		venue	pred.home	pred.away
2016-10-30	Irvine Slammers B02	5	Pateadores Irvine B02	0	2016 SCDL F11 U15	4.14	1.18
2016-10-23	Pateadores PYL Blue B02	0	Pateadores Irvine B02	2	2016 SCDL F11 U15	2.14	2.22
2016-10-09	Laguna United Blue B02	6	Pateadores Irvine B02	1	2016 SCDL F11 U15	3.76	1.28
2016-10-08	Pateadores Irvine B02	3	Pateadores PYL Blue B02	2	2016 SCDL F11 U15	2.22	2.14
2016-10-02	Strikers FC Mission Viego B02	5	Pateadores Irvine B02	0	2016 SCDL F11 U15	3.98	1.97
2016-09-25	Pateadores Irvine B02	0	Del Mar Sharks White B02	1	2016 SCDL F11 U15	1.69	1.72
2016-09-24	Pateadores Irvine B02	1	San Diego Surf SC Academy Select B02	3	2016 SCDL F11 U15	1.30	3.48
2016-09-18	Pateadores Irvine B02	3	Strikers FC Irvine B02	3	2016 SCDL F11 U15	1.28	4.24
2016-09-17	Pateadores Huntington Beach Blue B02	2	Pateadores Irvine B02	6	2016 SCDL F11 U15	1.26	3.83
2016-09-11	Pateadores Irvine B02	3	San Diego SC Academy Navy B02	2	2016 SCDL F11 U15	2.03	2.13